



Feature:

Welded frame, stable structure with precise craftsmanship;
Single section, compatible with 19" standard equipments;
Tempered glass front door with over 180 turning degree;
Removable side panel, easy to install and maintain (lock optional);
Cable entry on the top cover and bottom panel with knock-out plate;
L-shaped mounting profile, easy to adjustable on the mounting rail;
Fan cutout on the top cover, easy to install fan;
Installing back panel, easy to fix on the wall;
Various accessories for option;

Standard:

Comply with ANS/EIA RS-310-D, IEC297-2, DIN41497 PART1,
DIN41494 Part 7, GB/T3047.2-92 Standard;

Material:

SPCC quality cold rolled steel
Thickness: Mounting profile: 1.2mm; other: 1.0mm;

Loading Capacity:

Static loading: 60kg

Degree of protection:

IP20

Surface finish:

Degreasing, Pickling, Phosphating, Powder Coated



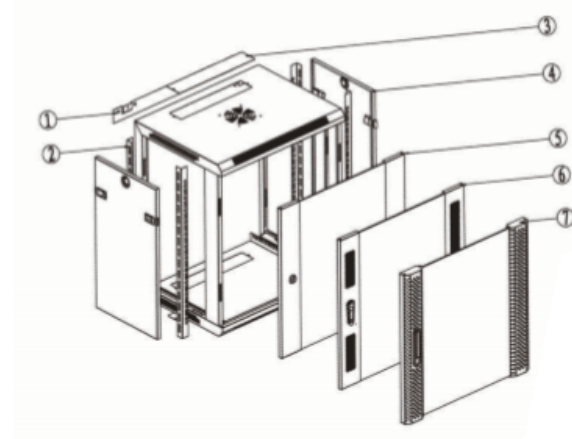
Installing back bracket



Mounting profile

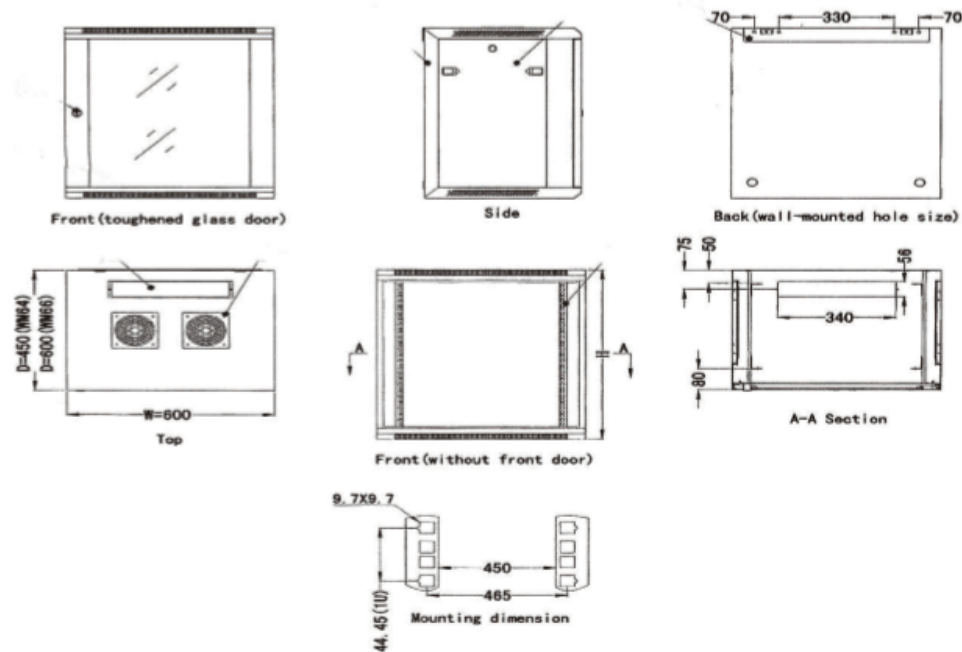


Fan holes





- 1.Wall mount Bracket
- 2.Mounting Profile
- 3.Cable entry plate
- 4.Side panel
- 5.Tempered glass front door
- 6.Tempered glass front door with vented border
- 7.Tempered glass front door with meshed border

Main Dimension:



No.	Component Name	Quantity	Unit	Material Specification	Surface Finish	Note
1	Top Cover	1	pc	SPCC cold rolled steel T1.2	Powder Coated	--
2	Bottom Panel	1	pc	SPCC cold rolled steel T1.2	Powder Coated	----
3	Frame	2	pc	SPCC cold rolled steel T1.2	Powder Coated	--
4	Mounting profile	4	pc	SPCC cold rolled steel T1.5	Powder Coated	----
5	Side Panel	2	pc	SPCC cold rolled steel T1.2	Powder Coated	Removable steel door
6	Front Door	1	pc	Tempered glass 5mm	Powder Coated	--
7	lock	1	pc	Galvanization	Powder Coated	----
8	M6 B-head screw and M6 square nut	10	pc	Steel	Color Zinc Coated	--
9	Allen Wrench	1	pc	Steel	Black	----
10	Cable entry plate	2	pc	SPCC cold rolled steel T1.2	Powder Coated	----
11	Installing back panel	1	pc	SPCC cold rolled steel T1.2	Powder Coated	----

Color of cabinet body:

Color Standard	Normal Color		
Standard	 Ral 9004	 Ral 7035	Other color

Optional Accessories:

Removable side panel can add the lock;

Cantilever

Fixed Shelf,

Various of front door,

Brush for cable entry

Smoked Color Glass